

CROGIOLO

Lume



MARAZZI



Lume

Bright and tactile, Lume interprets glossy porcelain stoneware with the artisanal charm of majolica. The collection comes in the 10x10, 6x24 and 21x18.2 sizes and in White, Black, Beige, Off White, Blue, Green, Greige, Pink, Turquoise, Caramel, Ocean, Musk, Bone, China, Emerald and Forest. The Dew, Rake and Swing structures expand the decorative rhythm of the surface for residential and contract spaces with a lively, brilliant, contemporary and expressive feel.

MQ7Z Lume Caramel Lux 10x10cm
MQ7U Lume Turquoise Lux 10x10cm



MQFR Grande Stone Look Tivoli Bianco Satin 3D Ink Rt Stuoiato 160x320cm
MQDK Mystone Tivoli20 Bianco Str Rt 60x120cm
MQ7Z Lume Caramel Lux 10x10cm
MQ7Y Lume Bone Lux 10x10cm



MQ7Z Lume Caramel Lux 10x10cm
MQ7U Lume Turquoise Lux 10x10cm
MPFQ Mystone Silver Root Beige R10 Rt 90x180cm



MQ7Z Lume Caramel Lux 10x10cm
MQ7Y Lume Bone Lux 10x10cm
MG0Z Mystone Berici Cenere Rt 120x120cm




MQ7Y Lume Bone Lux 10x10cm
MQ7W Lume Green Lux 10x10cm
MGFS Grande Marble Look Patagonia Lux Rt 6Mm 160x320cm
MG0Y Mystone Berici Grigio Rt 120x120cm





MQ7U Lume Turquoise Lux 10x10cm
MPJM Mystone Pietra Ligure Beige R10 Rt 120x120cm



MQFR Grande Stone Look Tivoli Bianco Satin 3D Ink Rt Stuoiato 160x320cm
MQAF Mystone Tivoli Bianco R10 Rt 120x120cm
MQ7V Lume Ocean Lux 10x10cm



MQEG Crea Intonaco Deco Rt 60x135cm
 MQDR Crea Intonaco Pomice Rt 60x135cm
 MQ7V Lume Ocean Lux 10x10cm
 MFKM Slow Sabbia Rt 120x120cm



MQ7X Lume White Lux 10x10cm
 MQ7W Lume Green Lux 10x10cm



MNH2 Grande Concrete Look Cementum Ash Natural Rt 6Mm Stuoiato 160x320cm
M9S4 Cementum Sand 6Mm Rt 60x120cm

MP81 Flora Bianco Rt 30x90cm
MP80 Flora Rosa Rt 30x90cm




MQ9D Grande Stone Look Pietra Di Sicilia Bianco Riga Naturale 3D Ink Rt 120x278cm
MQ83 Lume 3D Dew Emerald 10x10cm
MQ81 Lume Emerald Lux 10x10cm
MJWZ Grande Stone Look Berici Bianco Satin 3D Ink Rt 6Mm 160x320cm



MQ86 Lume 3D Dew Blue 10x10cm
MQ80 Lume Blue Lux 10x10cm
MQ79 Grande Concrete Look Slow Pomice Satin 3D Ink Rt Stuoiato 160x320cm
MFKG Slow Calce Rt 120x120cm



MQ7X Lume White Lux 10x10cm
MQ7W Lume Green Lux 10x10cm



MQ7W Lume Green Lux 10x10cm
MG0W Mystone Berici Bianco Rt 120x120cm




MFKE Slow Pomice Rt 120x120cm
M6RQ Lume Green Lux 6x24cm

MPAZ Slow Wall Decoro Myrtle Cotto Touch Rt 40x120cm
MJWU Grande Stone Look Travertino Classico Satin 3D Ink Rt 6Mm 160x320cm



MP96 Lume Blue Struttura 3D Swing Lux 6x24cm
MP3H Slow Pomice Strutturato Rt 120x120cm



MP90 Lume Emerald Lux 6x24cm
MGQW Grande Concrete Look Cementum Lead Natural Rt 120x278cm
MAX8 Cementum Lead Strutturato 6Mm 120x120cm



MP8Z Lume Caramel Lux 6x24cm



MP93 Lume Greige Struttura 3D Swing Lux 6x24cm
MM19 Grande Stone Look Silver Root Grey Satin 3D Ink Rt 6Mm 160x320cm





MPZR Slow Cold20 Nebbia Rt 60x120cm
MP8Y Lume Bone Lux 6x24cm



MPH0 Grande Marble Look Calacatta Supreme Satin 3D Ink Rt 6Mm 160x320cm
MP9F Lume Ocean Struttura 3D Rake Lux 6x24cm



MP93 Lume Greige Struttura 3D Swing Lux 6x24cm
MM19 Grande Stone Look Silver Root Grey Satin 3D Ink Rt 6Mm 160x320cm
MFKM Slow Sabbia Rt 120x120cm



MP9G Lume Emerald Struttura 3D Rake Lux 6x24cm
MAX8 Cementum Lead Strutturato 6Mm 120x120cm
M9S1 Cementum Lead 6Mm Rt 120x120cm






MP98 Lume Turquoise Struttura 3D Swing Lux 6x24cm
 MNH2 Grande Concrete Look Cementum Ash Natural Rt 6Mm Stuoiato 160x320cm
 MMD6 Vivo Tabacco Rt 22x180cm
 MA9N Lume Turquoise Lux 6x24cm



MP9E Lume White Struttura 3D Rake Lux 6x24cm
 M6RN Lume White Lux 6x24cm



MPG6 Fabula Travertino Cross Bianco Rt 100x100cm
MP99 Lume Off White Struttura 3D Swing Lux 6x24cm



MP9E Lume White Struttura 3D Rake Lux 6x24cm
M6RN Lume White Lux 6x24cm





MP91 Lume Bone Struttura 3D Swing Lux 6x24cm
MGJS Grande Resin Look Rosa Antico Satin Rt 120x278cm
MGDM Grande Marble Look Taj Mahal Satin Rt 6Mm 160x320cm



MP92 Lume Green Struttura 3D Swing Lux 6x24cm
MMZW Frammento Macro Verde R10 Rt 120x120cm



MFFF Lume Esagona Blue Lux 21x18cm
M9RX Cementum Ash 6Mm Rt 120x120cm



MP95 Lume Caramel Struttura 3D Swing Lux 6x24cm
MFKG Slow Calce Rt 120x120cm



MG38 Mystone Berici Grigio Strutturato Rt 120x120cm
MG0Y Mystone Berici Grigio Rt 120x120cm

MP9A Lume Emerald Struttura 3D Swing Lux 6x24cm
MP90 Lume Emerald Lux 6x24cm



MFFF Lume Esagona Blue Lux 21x18cm
M9RY Cementum Sand 6Mm Rt 120x120cm




MMZW Frammento Macro Verde R10 Rt 120x120cm
MFFE Lume Esagona White Lux 21x18cm





MP9L Lume Green Struttura 3D Rake Lux 6x24cm
M9EH Oltre Caramel Grip Rt 20x120cm










M7AP Vero Natural Rt 22x180cm
M6RN Lume White Lux 6x24cm



M6RN Lume White Lux 6x24cm







M6RP Lume Black Lux 6x24cm
M6RN Lume White Lux 6x24cm
M60Y D_Segni Blend Tappeto 12 20x20cm



M7GS Grande Resin Look Grigio Satin Rettificato 120x278cm
M6RN Lume White Lux 6x24cm





MAXC Cementum Sand Strutturato 6Mm 120x120cm
MA9P Lume Off White Lux 6x24cm









Lume Index

MQ7Z Lume Caramel Lux 10x10cm
MQ7U Lume Turquoise Lux 10x10cm


Lume

- Porcelain Stoneware



Beige

Formato	Superfici	Codice	Descrizione	Spessore	Rett.	Caratteristiche tecniche	Utilizzo	Premium Tech	R	BCR	Pendulum Class	Pend. PTV >36	Australian pendulum	DCOF	Destinazioni d'uso	V	Pezzi per scatola	Mq	Kg	Scatole per pallet	Mq	Kg
6x24cm	Lux	MA9K	Lume Beige Lux	MM 10		Frost proof, Resistance deep abrasion	Floor & Wall								F	V3	36	0,52	9,79	95	49,25	929,73




Black

Formato	Superfici	Codice	Descrizione	Spessore	Rett.	Caratteristiche tecniche	Utilizzo	Premium Tech	R	BCR	Pendulum Class	Pend. PTV >36	Australian pendulum	DCOF	Destinazioni d'uso	V	Pezzi per scatola	Mq	Kg	Scatole per pallet	Mq	Kg
6x24cm	Lux	M6RP	Lume Black Lux	MM 10		Frost proof, Resistance deep abrasion	Floor & Wall								F	V2	36	0,52	9,84	95	49,25	935,21




Blue

Formato	Superfici	Codice	Descrizione	Spessore	Rett.	Caratteristiche tecniche	Utilizzo	Premium Tech	R	BCR	Pendulum Class	Pend. PTV >36	Australian pendulum	DCOF	Destinazioni d'uso	V	Pezzi per scatola	Mq	Kg	Scatole per pallet	Mq	Kg
6x24cm	Lux	M6RR	Lume Blue Lux	MM 10		Frost proof, Resistance deep abrasion	Floor & Wall								F	V2	36	0,52	9,96	95	49,25	945,99
21x18,2cm	Lux	MFFF	Lume Esagona Blue Lux	MM 9,5		Frost proof, Resistance deep abrasion	Floor & Wall								F	V2	16	0,46	8,51	100	45,86	850,76
10x10cm	Lux	MQ80	Lume Blue Lux	MM 10		Frost proof, Resistance deep abrasion	Floor & Wall								F	V2	72	0,72	14,97	72	51,84	1.077,98




Bone

Formato	Superfici	Codice	Descrizione	Spessore	Rett.	Caratteristiche tecniche	Utilizzo	Premium Tech	R	BCR	Pendulum Class	Pend. PTV >36	Australian pendulum	DCOF	Destinazioni d'uso	V	Pezzi per scatola	Mq	Kg	Scatole per pallet	Mq	Kg
6x24cm	Lux	MP8Y	Lume Bone Lux	MM 10		Frost proof, Resistance deep abrasion	Floor & Wall								F	V2	36	0,52	9,88	95	49,25	938,59
10x10cm	Lux	MQ7Y	Lume Bone Lux	MM 10		Frost proof, Resistance deep abrasion	Floor & Wall								F	V2	72	0,72	14,89	72	51,84	1.072,18




Caramel

Formato	Superfici	Codice	Descrizione	Spessore	Rett.	Caratteristiche tecniche	Utilizzo	Premium Tech	R	BCR	Pendulum Class	Pend. PTV >36	Australian pendulum	DCOF	Destinazioni d'uso	V	Pezzi per scatola	Mq	Kg	Scatole per pallet	Mq	Kg
6x24cm	Lux	MP8Z	Lume Caramel Lux	MM 10		Frost proof, Resistance deep abrasion	Floor & Wall								F	V3	36	0,52	9,89	95	49,25	939,67
10x10cm	Lux	MQ7Z	Lume Caramel Lux	MM 10		Frost proof, Resistance deep abrasion	Floor & Wall								F	V3	72	0,72	14,68	72	51,84	1.057,31



China

Formato	Superfici	Codice	Descrizione	Spessore	Rett.	Caratteristiche tecniche	Utilizzo	Premium Tech	R	BCR	Pendulum Class	Pend. PTV >36	Australian pendulum	DCOF	Destinazioni d'uso	V	Pezzi per scatola	Mq	Kg	Scatole per pallet	Mq	Kg
6x24cm	Lux	MA9L	Lume China Lux	MM 10		Frost proof, Resistance deep abrasion	Floor & Wall								F	V3	36	0,52	10,13	95	49,25	962,25




Emerald

Formato	Superfici	Codice	Descrizione	Spessore	Rett.	Caratteristiche tecniche	Utilizzo	Premium Tech	R	BCR	Pendulum Class	Pend. PTV >36	Australian pendulum	DCOF	Destinazioni d'uso	V	Pezzi per scatola	Mq	Kg	Scatole per pallet	Mq	Kg
6x24cm	Lux	MP90	Lume Emerald Lux	MM 10		Frost proof, Resistance deep abrasion	Floor & Wall								F	V3	36	0,52	9,97	95	49,25	947,44
10x10cm	Lux	MQ81	Lume Emerald Lux	MM 10		Frost proof, Resistance deep abrasion	Floor & Wall								F	V3	72	0,72	14,70	72	51,84	1.058,39



Forest

Formato	Superfici	Codice	Descrizione	Spessore	Rett.	Caratteristiche tecniche	Utilizzo	Premium Tech	R	BCR	Pendulum Class	Pend. PTV >36	Australian pendulum	DCOF	Destinazioni d'uso	V	Pezzi per scatola	Mq	Kg	Scatole per pallet	Mq	Kg
6x24cm	Lux	MA9M	Lume Forest Lux	MM 10		Frost proof, Resistance deep abrasion	Floor & Wall								F	V3	36	0,52	10,03	95	49,25	953,13



Green

Formato	Superfici	Codice	Descrizione	Spessore	Rett.	Caratteristiche tecniche	Utilizzo	Premium Tech	R	BCR	Pendulum Class	Pend. PTV >36	Australian pendulum	DCOF	Destinazioni d'uso	V	Pezzi per scatola	Mq	Kg	Scatole per pallet	Mq	Kg
6x24cm	Lux	M6RQ	Lume Green Lux	MM 10		Frost proof, Resistance deep abrasion	Floor & Wall								F	V2	36	0,52	9,85	95	49,25	935,92
21x18,2cm	Lux	MFFG	Lume Esagona Green Lux	MM 9,5		Frost proof, Resistance deep abrasion	Floor & Wall								F	V2	16	0,46	8,25	100	45,86	825,34
10x10cm	Lux	MQ7W	Lume Green Lux	MM 10		Frost proof, Resistance deep abrasion	Floor & Wall								F	V2	72	0,72	15,08	72	51,84	1.085,65




Greige

Formato	Superfici	Codice	Descrizione	Spessore	Rett.	Caratteristiche tecniche	Utilizzo	Premium Tech	R	BCR	Pendulum Class	Pend. PTV >36	Australian pendulum	DCOF	Destinazioni d'uso	V	Pezzi per scatola	Mq	Kg	Scatole per pallet	Mq	Kg
6x24cm	Lux	M6RT	Lume Greige Lux	MM 10		Frost proof, Resistance deep abrasion	Floor & Wall								F	V3	36	0,52	10,02	95	49,25	951,84




Musk

Formato	Superfici	Codice	Descrizione	Spessore	Rett.	Caratteristiche tecniche	Utilizzo	Premium Tech	R	BCR	Pendulum Class	Pend. PTV >36	Australian pendulum	DCOF	Destinazioni d'uso	V	Pezzi per scatola	Mq	Kg	Scatole per pallet	Mq	Kg
6x24cm	Lux	M6RS	Lume Musk Lux	MM 10		Frost proof, Resistance deep abrasion	Floor & Wall								F	V3	36	0,52	9,89	95	49,25	939,31



Ocean

Formato	Superfici	Codice	Descrizione	Spessore	Rett.	Caratteristiche tecniche	Utilizzo	Premium Tech	R	BCR	Pendulum Class	Pend. PTV >36	Australian pendulum	DCOF	Destinazioni d'uso	V	Pezzi per scatola	Mq	Kg	Scatole per pallet	Mq	Kg
6x24cm	Lux	MP8X	Lume Ocean Lux	MM 10		Frost proof, Resistance deep abrasion	Floor & Wall								F	V3	36	0,52	9,97	95	49,25	946,71
10x10cm	Lux	MQ7V	Lume Ocean Lux	MM 10		Frost proof, Resistance deep abrasion	Floor & Wall								F	V3	72	0,72	15,26	72	51,84	1.098,77




Off White

Formato	Superfici	Codice	Descrizione	Spessore	Rett.	Caratteristiche tecniche	Utilizzo	Premium Tech	R	BCR	Pendulum Class	Pend. PTV >36	Australian pendulum	DCOF	Destinazioni d'uso	V	Pezzi per scatola	Mq	Kg	Scatole per pallet	Mq	Kg
6x24cm	Lux	MA9P	Lume Off White Lux	MM 10		Frost proof, Resistance deep abrasion	Floor & Wall								F	V3	36	0,52	9,93	95	49,25	943,63



Pink

Formato	Superfici	Codice	Descrizione	Spessore	Rett.	Caratteristiche tecniche	Utilizzo	Premium Tech	R	BCR	Pendulum Class	Pend. PTV >36	Australian pendulum	DCOF	Destinazioni d'uso	V	Pezzi per scatola	Mq	Kg	Scatole per pallet	Mq	Kg
6x24cm	Lux	MA9Q	Lume Pink Lux	MM 10		Frost proof, Resistance deep abrasion	Floor & Wall								F	V3	36	0,52	9,89	95	49,25	939,67



Turquoise

Formato	Superfici	Codice	Descrizione	Spessore	Rett.	Caratteristiche tecniche	Utilizzo	Premium Tech	R	BCR	Pendulum Class	Pend. PTV >36	Australian pendulum	DCOF	Destinazioni d'uso	V	Pezzi per scatola	Mq	Kg	Scatole per pallet	Mq	Kg
6x24cm	Lux	MA9N	Lume Turquoise Lux	MM 10		Frost proof, Resistance deep abrasion	Floor & Wall								F	V3	36	0,52	10,03	95	49,25	953,31
10x10cm	Lux	MQ7U	Lume Turquoise Lux	MM 10		Frost proof, Resistance deep abrasion	Floor & Wall								F	V3	72	0,72	14,78	72	51,84	1.064,04




White

Formato	Superfici	Codice	Descrizione	Spessore	Rett.	Caratteristiche tecniche	Utilizzo	Premium Tech	R	BCR	Pendulum Class	Pend. PTV >36	Australian pendulum	DCOF	Destinazioni d'uso	V	Pezzi per scatola	Mq	Kg	Scatole per pallet	Mq	Kg
6x24cm	Lux	M6RN	Lume White Lux	MM 10		Frost proof, Resistance deep abrasion	Floor & Wall								F	V2	36	0,52	9,95	95	49,25	945,44
21x18,2cm	Lux	MFFE	Lume Esagona White Lux	MM 9,5		Frost proof, Resistance deep abrasion	Floor & Wall								F	V2	16	0,46	8,46	100	45,86	845,58
10x10cm	Lux	MQ7X	Lume White Lux	MM 10		Frost proof, Resistance deep abrasion	Floor & Wall								F	V2	72	0,72	14,86	72	51,84	1.069,97



Rake 3D

Formato	Superfici	Codice	Descrizione	Spessore	Rett.	Caratteristiche tecniche	Utilizzo	Premium Tech	R	BCR	Pendulum Class	Pend. PTV >36	Australian pendulum	DCOF	Destinazioni d'uso	V	Pezzi per scatola	Mq	Kg	Scatole per pallet	Mq	Kg
6x24cm	Lux	MP9C	Lume Turquoise Struttura 3d Rake Lux	MM 14		Frost proof, Resistance deep abrasion	Wall									V3	50	0,72	17,85	60	43,20	1.071,16
6x24cm	Lux	MP9D	Lume Off White Struttura 3d Rake Lux	MM 14		Frost proof, Resistance deep abrasion	Wall									V3	50	0,72	17,85	60	43,20	1.071,16
6x24cm	Lux	MP9E	Lume White Struttura 3d Rake Lux	MM 14		Frost proof, Resistance deep abrasion	Wall									V2	50	0,72	17,96	60	43,20	1.077,58
6x24cm	Lux	MP9F	Lume Ocean Struttura 3d Rake Lux	MM 14		Frost proof, Resistance deep abrasion	Wall									V3	50	0,72	17,24	60	43,20	1.034,48
6x24cm	Lux	MP9G	Lume Emerald Struttura 3d Rake Lux	MM 14		Frost proof, Resistance deep abrasion	Wall									V3	50	0,72	18,54	60	43,20	1.112,26
6x24cm	Lux	MP9H	Lume Blue Struttura 3d Rake Lux	MM 14		Frost proof, Resistance deep abrasion	Wall									V2	50	0,72	17,84	60	43,20	1.070,10
6x24cm	Lux	MP9J	Lume Greige Struttura 3d Rake Lux	MM 14		Frost proof, Resistance deep abrasion	Wall									V3	50	0,72	18,56	60	43,20	1.113,69
6x24cm	Lux	MP9K	Lume Caramel Struttura 3d Rake Lux	MM 14		Frost proof, Resistance deep abrasion	Wall									V3	50	0,72	17,58	60	43,20	1.054,95
6x24cm	Lux	MP9L	Lume Green Struttura 3d Rake Lux	MM 14		Frost proof, Resistance deep abrasion	Wall									V2	50	0,72	17,54	60	43,20	1.052,12
6x24cm	Lux	MP9M	Lume Bone Struttura 3d Rake Lux	MM 14		Frost proof, Resistance deep abrasion	Wall									V2	50	0,72	17,60	60	43,20	1.055,72



Swing 3D

Formato	Superfici	Codice	Descrizione	Spessore	Rett.	Caratteristiche tecniche	Utilizzo	Premium Tech	R	BCR	Pendulum Class	Pend. PTV >36	Australian pendulum	DCOF	Destinazioni d'uso	V	Pezzi per scatola	Mq	Kg	Scatole per pallet	Mq	Kg
6x24cm	Lux	MP91	Lume Bone Struttura 3d Swing Lux	MM 14		Frost proof, Resistance deep abrasion	Wall									V2	50	0,72	18,87	60	43,20	1.132,08
6x24cm	Lux	MP92	Lume Green Struttura 3d Swing Lux	MM 14		Frost proof, Resistance deep abrasion	Wall									V2	50	0,72	19,06	60	43,20	1.143,46
6x24cm	Lux	MP93	Lume Greige Struttura 3d Swing Lux	MM 14		Frost proof, Resistance deep abrasion	Wall									V3	50	0,72	18,72	60	43,20	1.123,24
6x24cm	Lux	MP94	Lume Ocean Struttura 3d Swing Lux	MM 14		Frost proof, Resistance deep abrasion	Wall									V3	50	0,72	18,75	60	43,20	1.125,29
6x24cm	Lux	MP95	Lume Caramel Struttura 3d Swing Lux	MM 14		Frost proof, Resistance deep abrasion	Wall									V3	50	0,72	18,90	60	43,20	1.133,86
6x24cm	Lux	MP96	Lume Blue Struttura 3d Swing Lux	MM 14		Frost proof, Resistance deep abrasion	Wall									V2	50	0,72	18,54	60	43,20	1.112,54
6x24cm	Lux	MP97	Lume White Struttura 3d Swing Lux	MM 14		Frost proof, Resistance deep abrasion	Wall									V2	50	0,72	18,79	60	43,20	1.127,35
6x24cm	Lux	MP98	Lume Turquoise Struttura 3d Swing Lux	MM 14		Frost proof, Resistance deep abrasion	Wall									V3	50	0,72	18,87	60	43,20	1.132,08
6x24cm	Lux	MP99	Lume Off White Struttura 3d Swing Lux	MM 14		Frost proof, Resistance deep abrasion	Wall									V3	50	0,72	19,04	60	43,20	1.142,25
6x24cm	Lux	MP9A	Lume Emerald Struttura 3d Swing Lux	MM 14		Frost proof, Resistance deep abrasion	Wall									V3	50	0,72	19,11	60	43,20	1.146,50



3d Dew

Formato	Superfici	Codice	Descrizione	Spessore	Rett.	Caratteristiche tecniche	Utilizzo	Premium Tech	R	BCR	Pendulum Class	Pend. PTV >36	Australian pendulum	DCOF	Destinazioni d'uso	V	Pezzi per scatola	Mq	Kg	Scatole per pallet	Mq	Kg
10x10cm	Lux	MQ82	Lume 3d Dew Bone	MM 11,5		Frost proof, Resistance deep abrasion	Wall									V2	60	0,60	14,09	72	43,20	1.014,80
10x10cm	Lux	MQ83	Lume 3d Dew Emerald	MM 11,5		Frost proof, Resistance deep abrasion	Wall									V3	60	0,60	14,20	72	43,20	1.022,24
10x10cm	Lux	MQ84	Lume 3d Dew Caramel	MM 11,5		Frost proof, Resistance deep abrasion	Wall									V3	60	0,60	14,36	72	43,20	1.033,74
10x10cm	Lux	MQ85	Lume 3d Dew Ocean	MM 11,5		Frost proof, Resistance deep abrasion	Wall									V3	60	0,60	14,51	72	43,20	1.044,49
10x10cm	Lux	MQ86	Lume 3d Dew Blue	MM 11,5		Frost proof, Resistance deep abrasion	Wall									V2	60	0,60	14,35	72	43,20	1.033,25
10x10cm	Lux	MQ87	Lume 3d Dew White	MM 11,5		Frost proof, Resistance deep abrasion	Wall									V2	60	0,60	14,25	72	43,20	1.025,64
10x10cm	Lux	MQ88	Lume 3d Dew Green	MM 11,5		Frost proof, Resistance deep abrasion	Wall									V2	60	0,60	14,26	72	43,20	1.026,86
10x10cm	Lux	MQ89	Lume 3d Dew Turquoise	MM 11,5		Frost proof, Resistance deep abrasion	Wall									V3	60	0,60	14,12	72	43,20	1.016,71

Legenda

Destinazioni d'uso

D
Tiles suitable only for residential bathrooms and bedrooms; any type of abrasion must be avoided.

E
Tiles suitable for any room of a house except for entrance areas and kitchens. Low stress abrasive wear.

F
Tiles suitable for any room of a house without direct access from the outside or access not protected by doormats. Average stress abrasive wear.

G
Materials suitable for rooms subject to medium-heavy abrasion, such as detached houses and light-traffic commercial buildings.

H
Materials suitable for situations of relatively hard abrasion in environments without protection against scratching, both public and private.

Variazioni cromatiche

V0
Monochromatic - V0: tiles of the same shade are very uniform, in just one colour

V1
Uniform appearance - V1: uniform colour with only minimal differences between tiles in the same production run

V2
Slight variation - V2: clearly distinguishable differences in texture and pattern within the same production run

V3
Moderate variation - V3: significant variation in texture, pattern and colour from tile to tile within the same production run. The colour range should be viewed before selecting the material

V4
Substantial/random variation - V4: random differences from tile to tile. One tile may have totally different texture and colour from another. The colour range should be viewed before selecting the material

Certificazioni



ISO 14001



EPD Italy



HPD



UKCA
001MRZUK



ISO 50001



ISO 17889-1



CAM Ubersetto



UKCA
009MRZUK



ISO 45001



Greenguard
Certification



CCC



SASO



ISO 9001



LEED Credits



CAM Fiorano



Green Building
Council



FDES



CE 001MRZI



GPP



Declare



CE 009MRZI

© Copyright by Marazzi Group S.r.l., 2023.
All rights reserved, Marazzi Group Srl a Socio Unico
Viale Regina Pacis, 39 41049 Sassuolo (MO) Italy
T +39 0536 860800 F +39 0536 860644
info@marazzi.it www.marazzi.it

La riproduzione dei colori è approssimativa. Le tabelle con i dati riferiti ai contenuti per scatole ed ai pesi degli imballi sono aggiornate al momento della stampa del catalogo, pertanto i dati elencati possono subire variazioni.

Marazzi Group ha la facoltà esclusiva di modificare e sostituire, anche solo parzialmente i componenti dei sistemi illustrati in questo folder, senza l'obbligo di darne preavviso.



MARAZZI